

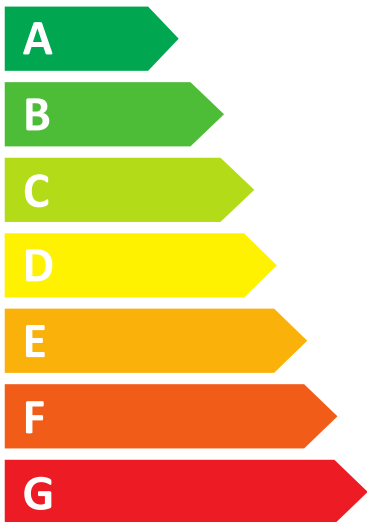


ENERG




Candy

CS 1410TXME/1-S



A

51 kWh /  100



10,0 kg



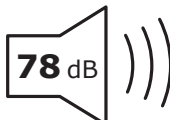
3:59



51 L



ABC**B**CDEFG



78 dB
ABC**C**D